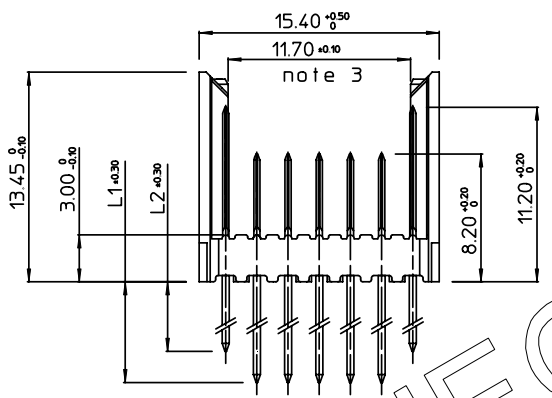
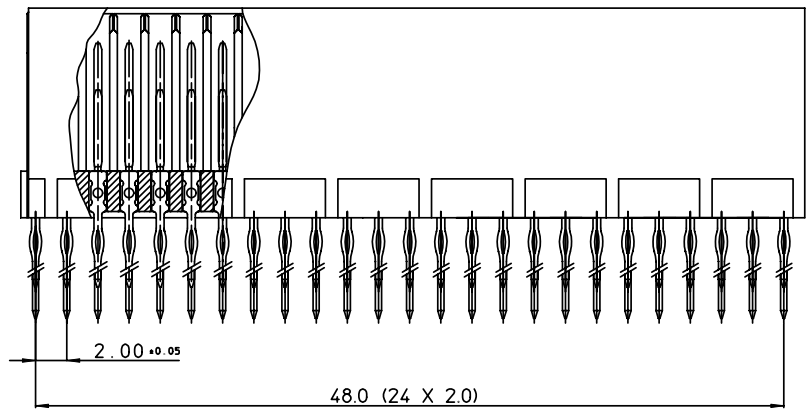


| | | | | | | | | | | | | | | | | | | | | | | | | | | | | | |
|----------|----|----|----|----|----|----|----|----|----|----|----|----|----|----|----|----|----|----|----|----|----|----|----|----|----|----|----|----|----|
| GEN. ST. | 01 | 02 | 03 | 04 | 05 | 06 | 07 | 08 | 0D | 50 | 60 | 70 | 80 | 90 | | | | | | | | | | | | | | | |
| INT. ST. | 10 | 11 | 12 | 13 | 14 | 18 | 20 | 31 | 32 | 33 | 34 | 38 | 39 | 40 | 42 | 43 | 44 | 45 | 46 | 48 | 56 | 70 | 72 | 73 | 76 | 82 | 83 | 84 | 88 |

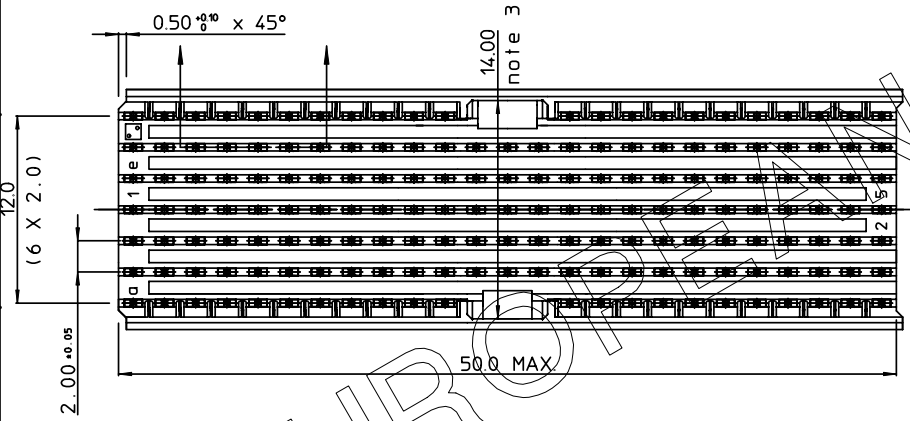
| REV. | DATE | DESCRIPTION | BY | C'K'D' |
|------|------------|------------------------|--------|--------|
| A | 2001-09-14 | CONVERSION REVISION 02 | KN | |
| B | 2005-10-24 | 105-0196 | ALEY B | BKP |
| C | 2006-07-05 | 106-0096 | VIVEK | BKP |



PERFORMANCE CHARACTERISTICS

CURRENT RATING : 1.5 A AT 20°C (FULLY LOADED)
 CURRENT RATING : 1 A AT 70°C (FULLY LOADED)
 RATED VOLTAGE : 500 V AC (CONT / CONT)
 OPERATING TEMPERATURE : -55°C TO 125°C
 CONTACT RESISTANCE : 20 mΩ MAX
 INSERTION FORCE : 0.75 N MAX / CONT
 EXTRACTION FORCE : 0.15 N MIN / CONT
 INSULATION RESISTANCE : 10⁴ MΩ MIN

| CAT. NR. | L1±0.3 | L2±0.3 | DESCRIPTION |
|------------------|--------|--------|-----------------------|
| HM2P65PD5111---- | 3.7 | 3.7 | SHORT PRESS-FIT |
| HM2P65RC5111---- | 4.5 | 4.5 | SHORT PRESS-FIT |
| HM2P65PK5111---- | 13 | 4.5 | REAR PLUG-UP: LEVEL 1 |
| HM2P65PM5111---- | 14.5 | 4.5 | REAR PLUG-UP: LEVEL 2 |
| HM2P65PN5111---- | 16 | 4.5 | REAR PLUG-UP: LEVEL 3 |



LEAD FREE INDICATOR : LF = LEAD FREE (DIGIT 15 & 16)

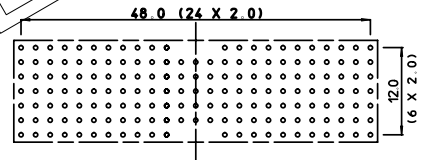
HM2P65P#5111

PLATING CODE (DIGIT 13 AND 14)
(REF DWG No. BS,C ,201844,003)

NOTES:

1. THIS PRODUCT IS CSA APPROVED.
2. THIS PRODUCT IS UL RECOGNIZED.
3. MEASURED AT THE BOTTOM.
4. THE PRODUCT (LF) MEETS EUROPEAN UNION DIRECTIVES AND OTHER COUNTRY REGULATIONS AS DESCRIBED IN GS-22-008
5. FOR RECOMMENDED PTH DIMENSIONS REFER DRAWING : BS,A ,201572,001

EUROPEAN



LAY-OUT P.C.B. - HOLE

| MALE SIGNAL STRAIGHT PRESS-FIT-TO-BOARD CONNECTOR | | | | |
|---|--|--------------------|------------------|---|
| WITH GUIDING | | | | |
| 1DEC ±0.2 2DEC ±0.1 ANGLES ±1° | APPR. DRAFT CHECKED | DATE 1999-05-06 | SIGN. N. Otto | MILLIPACS 2 / TYPE AB (25 POS) / SHIELDED |
| WE RESERVE THE RIGHT TO CHANGE DIMENSIONS OR REQUIREMENTS WITHOUT PRIOR NOTICE. | PROD. MGR. PR. ENG. MGR. PR. MGT. MGR. | | | CAT. No. HM2P65P#5111---- |
| ALL DIMENSIONS IN MM | | | | SCALE www.fciconnect.com |
| | | | | REFERENCES BS,C ,201632,034 |
| | | | | DRAWING No. CUSTOMER DRAWING REVISION C |

THIS IS OUR EXCLUSIVE PROPERTY. IT IS NOT TO BE COPIED, REPRINTED OR DISCLOSED TO A THIRD PARTY, NOR USED FOR MANUFACTURING WITHOUT OUR WRITTEN CONSENT, AND HAS TO BE RETURNED TO US IN CASE OF NO USAGE

DIT IS ONZE EIGENDOM EN MAG NOCH MAKEMAAKT, HERBRUKT, OVERGEHAAKT AAN DERDEN, NOCH VOOR FABRIKATIE GEBRUIKT WORDEN, ZONDER ONZE SCHRIFTELIJKE TOELATING. BIJ NIET GEBRUIK IS TERUGZENDING VERPLICHT.